

 **MARK**
ELEVATORS

Elevators

DESIGNED FOR ELEGANCE AND

LUXURY



+91 6385088904



www.markselevator.com

Mark Elevators

With over 17+ years of experience in the construction industry, Mark Elevators brings a new standard in home mobility solutions. Designed with German precision, advanced safety features and modern aesthetics, our elevators blend seamlessly into your living spaces.

In collaboration with Wittur, the world's No.1 elevator components manufacturer, we deliver elevators built to global standards with superior reliability, performance and safety.

Why Mark Elevators?



Only IS 15259:2002
compliant home
elevators in India



17+ years of industry
experience

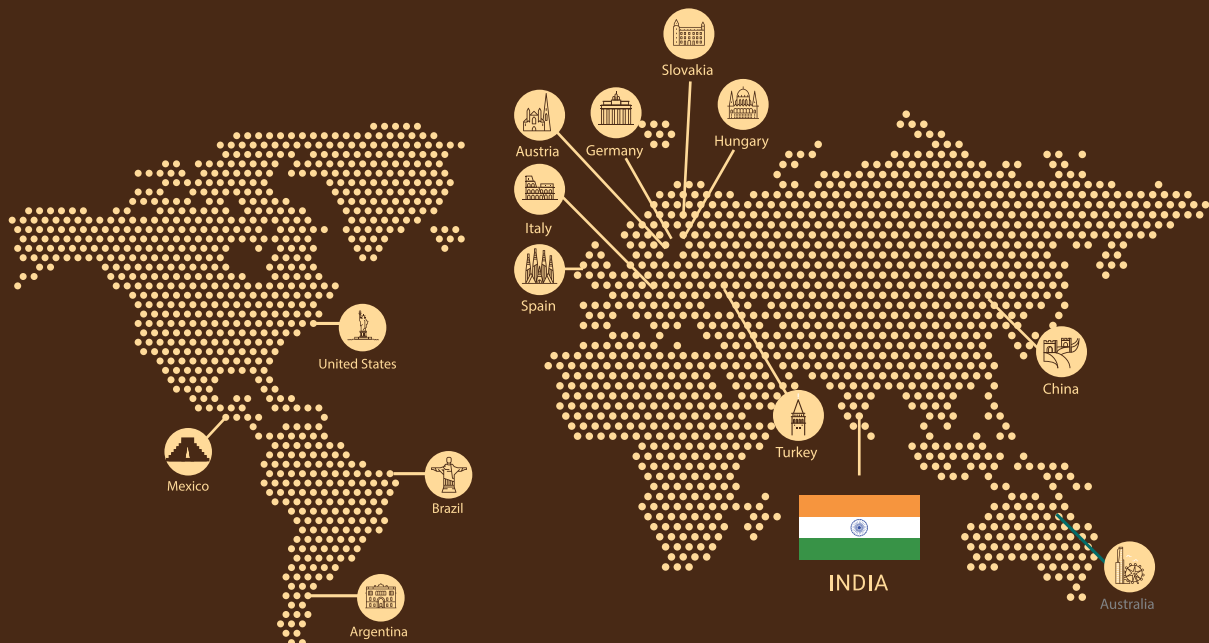


100+ successful
projects
completed



24/7 customer
support

Wittur Global Presence



Mark Elevators introduces - WITTUR'S QUARTZ- i HOME ELEVATOR WITH GERMAN TECHNOLOGY



Wittur's QUARTZ- i FEATURES



Versatile Installation & Design Flexibility

- Suitable For Civil & Structural Shafts, Easy To Install In Existing Buildings.
- Ideal For Villas, Apartments & G+ 6 Constructions With Wide Range Of Sizes To Suit Diverse Requirements.

Smooth Ride and superior comfort

- Ultra-Smooth Start & Stop With Silent Operations.



CARE for Senior Citizens & DifferentlyAbled

- Wide Doors For Easy Wheelchair Accessibility With User-Friendly Control Buttons & Ergonomic Handrails In The Cabin.

Highly customizable design and feature

- Wide Range Of Color Options With Premium Stainless Steel Special Finishes.
- Wide Range Of Glass Doors And Panels & Various Operating Panels.



Advanced safety & reliability standards

- Automatic Rescue System With Safety Alerts
- Emergency Alarm With Built In Intercom
- Full Door Sensors With Emergency Lighting

Engineered with German Technology

- Precision Engineered For Accuracy & Performance With Proven Reliability & Solid Dependability.
- Built By Wittur, The World's No. 1 Elevator Components Manufacturer.



Standard Specifications



FULLY IN COMPLIANCE
(IS 15259 National
Building Code)

- Lift Licence Not Required



**SPACE SAVING
COMPACT DESIGN**

- Low Pit
- Low Overhead



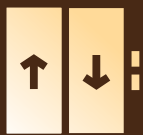
**OPERATES
EFFICIENTLY SINGLE
PHASE POWER SUPPLY**

- Single & Three-Phase Compatible
- Inverter Backup Ready



**FAST & HAZZLE
FREE INSTALLATION**

- Plug-and-play installations



**SMOOTH, SILENT &
EXCEPTIONALLY
COMFORTABLE RIDE**

- Ultra-Quiet Gearless Motor
- Smooth Precision Control



**OPTIMIZED &
REDUCED ENERGY
CONSUMPTION**

- Energy-Efficient LED Lighting
- Zero-Power Standby Mode

**2 Million
LifeCycle
Tested!**



WITTUR'S STELLAR DOOR



Beyond the Ordinary!



TUV Certified -
Rheinland, Germany



Exceeds all metrics of
IS 15259 standards




Advanced Inverted
L-shaped Cantilever design
for better load distribution



Engineered
fixation brackets



Self-lubricated ropes



IoT-enabled system



Customized SOS
Feature



HIGH / LOW Power
Protection Relay



Various customized
cabins options



Experienced Architects
certified



Management
System
ISO 45001:2018
ISO 9001:2015
ISO 14001:2015

www.tuv.com
ID 9108654132



Customized Luxury Interior Panels



Elegant Patterned Panels

Crafted for your style



Standard Specifications

Type	Machine roomless electric traction drive
Power Supply	Single Phase 230 V, 50Hz, 272kg-0.8 kg, 340 kg-0.9kw, 408 kg-1.1 KW
Machine	PMSM Gearless
Hoistway	Civil- Structural customer scope
Controller	Integrated VVVF Drive
Cabin Finishes	Mild steel powdered coated / stainless steel/ Glass
Cabin height (Below suspended ceiling)	2050 MM
Doors	Center opening (C2) /Telescopic opening (T2)
Door finishes	Mild steel powdered coated / stainless steel/ Framed glass door
LOP/COP	SS Faceplate with buttons - Surface Mount - Touch-Box type
Display (LOP/COP)	SS Faceplate with buttons -Dot Matrix & TFT touch -TFT
False Ceiling	Stainless steel with LED spotlight
Flooring	PVC mat /Recess(20mm/25mm)
Handrail	Optional
Infrared sensor	Full height
Overload indicator	Provided
Intercom	2 way
Automatic rescue device	Provided
Emergency Light	Provided
Wheelchair Access	Optional
Floor Announcer	Optional

Standard Specifications

Car Operation Panel

- Surface mount SS hairline/Black glass touch type
- Round micro push buttons (Braille - optional)
- Alarm, Door open, Door close & intercom buttons


Display & Floor Designation

- Dot-matrix - (-1 to -8, 0 to 9, B,G,M,T)
- TFT Display - (-1 to -8, 0 to 9, B,G,M,T,P,B1,B2)



Customisation Page

Suspended Ceiling Design



Handrail options



Polished stainless steel handrail, 38mm diameter, on rear cabin wall

Door Options


Metal door



Vision panel




Glass door



Cabin Finishes

Standard Finishes



Powder coated
RAL 7035H*



Silver Matte



Silver Glossy



Vertical Silver




Hair line Silver
Gloss

Special finishes



Golden Mirror



Leather



Wood




Bronze




Bronze Mirror



Honey comb



Checks



Linen



Moon rock



Black mirror




Black hairline

*RAL 7035H not available in Suspended ceiling **other finishes also available on request

Floor Finishes (PVC Floor Mat)



Wood finish



Shadow white



Blue Illustrate

PRODUCT RANGE

Wittur's Quartz – i Ascend

Elegant and compact
elevator solution for homes



Wittur's Quartz – i Elevate

Structure with biometric
access, ideal for living rooms



Wittur's Quartz – i Pinnacle

Tailor-made product with
vast customization options



Features	Wittur's Quartz - i Ascend	Wittur's Quartz - i Elevate	Wittur's Quartz - i Pinnacle
Dual Emergency ARD	Yes	Yes	Yes
Fire Rated Doors	Yes	Yes	Yes
Manual Rescue (Pull lever)	Yes	Yes	Yes
Self Lubricating Ropes	Yes	Yes	Yes
Speed	Upto 0.6m/s	Upto 0.6m/s	Upto 0.6m/s
Power Supply	230 V	230 V	230 V
Capacity Upto	408 Kg	408 Kg	408 Kg
Cabin Size Max	W 1200 mm* D 1600mm	W 1200 mm* D 1600mm	W 1200 mm* D 1600mm
Machine Type	PMSM Gearless	PMSM Gearless	PMSM Gearless
Motor Warranty	1 year	5 year	10 year
Cabin Finish Customization	Standard	Yes	
Biometric Authentication		Password On COP	Facial Recognition
Smart Display		Yes	Yes
App Controlled		Yes	Yes
Custom User Interface			Yes
Alexa / Siri Interface			Yes
SOS Feature			Yes
Remote Diagnosis			Yes



Elevate Your Lifestyle
to a 5-star Experience Today!

 **+91 6385088904**


 **enquiry@markselevator.com**


 **www.markselevator.com**

SCAN FOR MORE INFO




www.markselevator.com

 **Corporate Address :** No 173 Nehru Nagar, 1st Main road, Bright Complex, Perungudi, Chennai 600096

 **Experience Centre Address :** 3rd Floor, No 22, Thiruvalluvar Nagar, 5th Avenue Besant Nager – 600090



www.wittur.com

 Survey Nos. 45/1B, 3 & 4, Pondur Village, Sriperumbudur – 602105, Tamil Nadu, India.